



Cinema Memory and the Digital Archive

Website User Guide

Contents

1.1 Site Navigation and Menu Structure	1
1.2 Overview of Website Sections	1
1.2.1 Overview of 'CCINTB's Places' Home Pages	2
1.2.2 Overview of Participant Home Pages	3
1.2.3 Using the Synced Audio Transcripts	4
1.3 Using the Archive Search Engine	4
1.3.1 Search by Keyword	4
1.3.1.1 Searching Documents and Interviews by Keyword	5
1.3.1.2 Searching Memorabilia	7
1.3.2 Search by Participant Attribute	8
1.3.2.1 Search Results	9
Appendix 1: Site Structure	12

Cinema Memory and the Digital Archive Website: User Guide

<https://www.lancaster.ac.uk/fass/projects/cmda/>

The *Cinema Memory and the Digital Archive* (CMDA) website was created as a core output of the CMDA project to make the *Cinema in 1930s Britain* (CCINTB) collection accessible to online visitors, including the development of a bespoke search engine to query the project database.

1.1 Site Navigation and Menu Structure

Due to the nature of its content, the site will work best on devices with larger screen sizes such as personal computers, and here the menu will run horizontally across the top (see Figure 1). This reverts to a cut-down or vertical display on smaller devices such as smartphones and tablets.

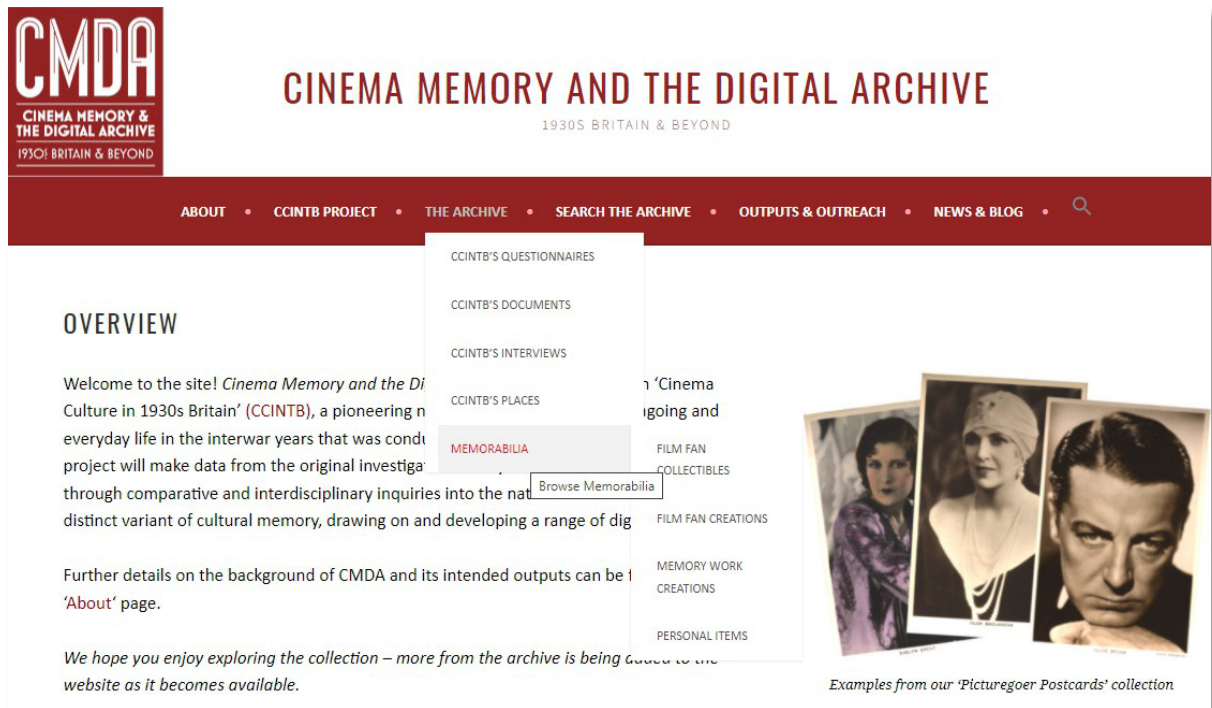


Figure 1: Site Menu Structure

A listing of site menus and submenus is included in Appendix 1, with an overview of each area provided below. Clicking on the title of each menu item displays a page with an introduction to that area.

1.2 Overview of Website Areas

About: this area of the website contains an overview of the CMDA project, information about the project team and funders, information on using the site and copyright/citation of materials.

CCINTB Project: this provides details of the original CCINTB project, including information on its underlying research design and a detailed timeline showing what steps ultimately led to the project.

The Archive: this area provides background information on the key data sources of CCINTB, namely questionnaires, interviews and documents, as well as a sub-section ('CCINTB Places) devoted to CCINTB field work locations, and a further sub-section that provides links to various scanned items of

with PDF versions also made available where applicable.

Search the Archive: three search engine mechanisms have been created to enable visitors to search the archive: *Keyword Search*, *Participant A ttribute Search* and *Memorabilia* search. Details of how to use these are provided in 'Using the Search Engine' section below.

Outputs & Outreach: this page lists all publications, creative outputs and events undertaken by the project team, as well as details of creative works commissioned by the project.

News & Blog: this houses the project blog, which has been used both to publicise events and to publish blog posts on project-related research themes, and the embedded project Twitter feed.

1.2.1 Overview of 'CCINTB's Places' Home Pages

Under 'The Archive' menu item, we have a sub-menu titled 'CCINTB's Places'. This is where we house the home pages for each of the four original CCINTB field work locations: Glasgow, Greater Manchester, East Anglia and Harrow (see Figure 2).

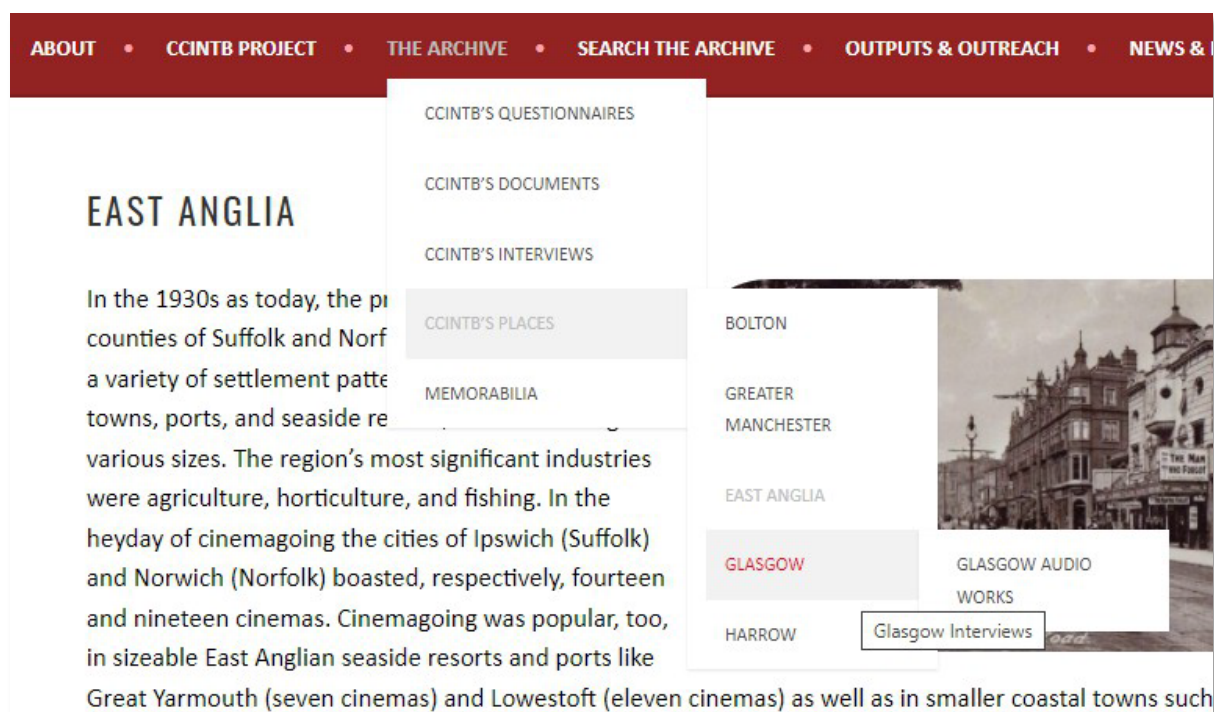


Figure 2: The CCINTB's Places Sub-Menu

These home pages provide:

- key background information to the area, authored by Professor Annette Kuhn;
- links to home pages of all interviewees related to that location;
- detailed listing of cinemas mentioned by interviewees (including addresses and previous names);
- contextualised external links and related publications.

Because of its association with Mass Observation's 1930s 'Worktown' project, an additional home page has been created for Bolton in Greater Manchester.

Both the Bolton and Glasgow home pages also provide links to audio walking tours of 1930s cinemas created for the project.

1.2.2 Overview of Participant Home Pages

Throughout the site, you will find links to the home pages of participants (see Figure 3), and these are also returned within the results from a search of the project database (see Section 1.3).

MICK (PERCIVAL) MITCHELL (PM-95-024)


Mick (Percival) Mitchell was born in Liverpool in 1926, one of four children. His father was a labourer in a sugar works, his mother a housewife. He left school at fourteen, and one of his first jobs was packing and dispatching cans of film for a distributor in Liverpool; he later worked in a variety of different jobs--in engineering, building and for an electricity company, among others. In 1945, he was called up for National Service, and served with the Army in Greece and Egypt. Although Mr Mitchell was not among Cinema Culture in 1930s Britain's core informants, his interview, which took place at his home in Oldham, Greater Manchester on 10 May 1995, was transcribed in 2017 and is now presented alongside a written memoir of his cinemagoing that he sent to the project.

In the interview, Mr Mitchell recalls his early cinemagoing in Liverpool, the cinemas he went to--the differences between them, their typical film programmes, and so on. He talks about his experiences as a film packer during the 1940s, and about going to the pictures in Egypt and Greece during his time in the Army. He was joined part way through the interview by his wife, Margaret, and the couple share memories of cinemas and filmgoing in Manchester, and some anecdotes about people they knew who appeared in films.

[🎧 Audio-synced interview](#)
[📄 Interview transcript](#)

DOCUMENTS, MEMORABILIA AND RELATED LINKS

[📄 Scan of essay \(PM-95-024PW001\)](#) | [📄 Transcript](#)
[📄 Cabbage Hall Picture House, Liverpool \(cinematreasures.org\)](#)
[📄 Caesar and Cleopatra \(1945\) \(YouTube\)](#)



English: "Copyright 1938 RKO Radio Pictures Inc.",
Public domain, via Wikimedia Commons

Figure 3: Example of a Participant Home Page

Participant home pages include background information about the participant authored by Professor Annette Kuhn, links to their interviews (both audio-synced versions and PDF) and/or links to any documents, such as letters or essays they may have sent to the CCINTB project. External links relating to information they have mentioned in their interviews and/or documents are also included. All links open in a new tab if using a personal computer/laptop.

1.2.3 Using the Synced-Audio Transcripts

The searchable audio-synced versions of the interview transcripts are presented using the [Oral History Metadata Synchronizer](#) (OHMS), developed by the Louie B. Nunn Center for Oral History.

In addition to providing search functionality, OHMS also enables the playing of audio which has been synced at one minute intervals to the interview transcript; clicking on a *blue timestamp* on the left-hand side of the screen (see Figure 4) will play the audio from that point, and the audio player controls can then be used to fine-tune the start position.

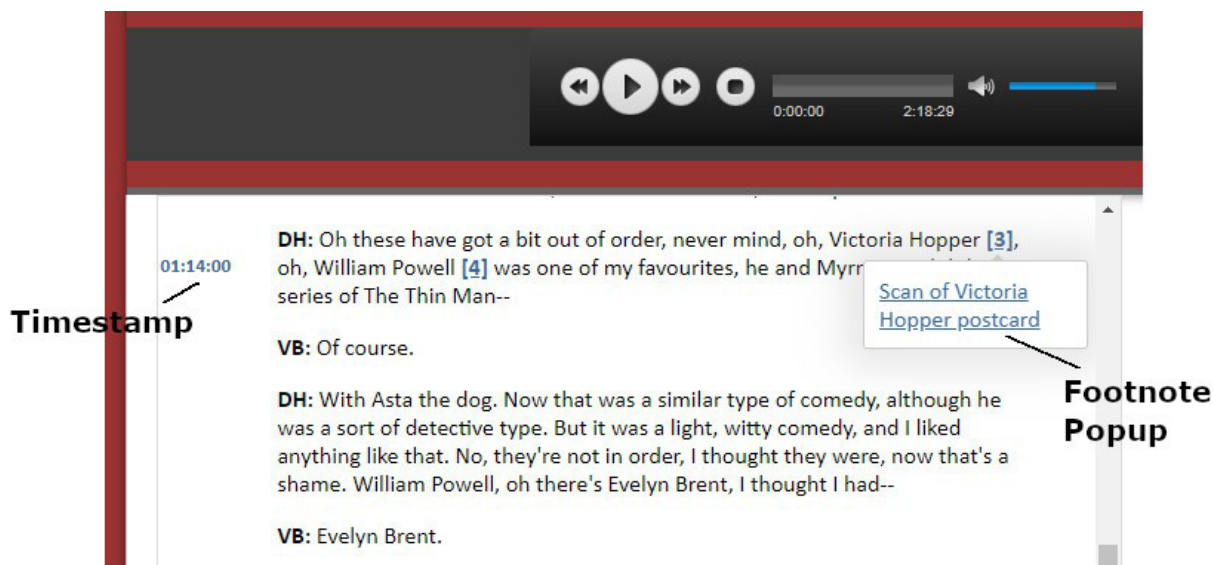


Figure 4: OHMS screenshot showing timestamp link and footnote popup

To search the transcript, type your search term in the search box on the right-hand side of screen (see Figure 7 below) and click on the links displayed below the search box to go to that part of the transcript. Locate the nearest timestamp and use the audio player controls to fine-tune the start position of the audio, as outlined above. To enter a new search term, click the 'x' to clear the search box.

1.3 Using the Archive Search Engine

There are three ways to search the CMDA project database: *by keyword*, *by participant attribute* or a focused search of *memorabilia items*.

1.3.1 Search by Keyword

This search searches the transcripts of interviews and documents in the database (for example letters or essays sent to CCINTB), as well as the description of memorabilia items for a particular word or phrase typed in the 'Search term' field (see Figure 5). The search is case-insensitive.

Note: The default minimum length of words found by full-text searches run on MariaDB databases such as the CMDA database is set to four characters.

We have provided a variety of functionality to enable visitors to refine their search, some of which relate only to the interview and document transcripts and others to memorabilia.

1.3.1.1 Searching Documents and Interviews by Keyword

As an example, if you wished to find out how many men mentioned the word 'chaplin' in both Interviews and Documents, you would first select 'Interviews' and 'Documents' in the 'type' checkboxes. This brings up a further set of choices and here you would select 'Male' radio button under *Gender* (see Figure 5):

KEYWORD SEARCH

This search enables you to search all interview and document transcripts, and memorabilia item descriptions, by keyword. You can perform a general search on all **memorabilia** items, or search interview and document transcripts using the **Participant Attribute Search**, which enables searches on participant attributes such as location or gender.

Type in search term: Exact match

Refine results by type:

- Documents
- Interviews
- Memorabilia
- All

Refine by participant attribute: (interview and documents results only)

Gender: <input type="radio"/> Female <input checked="" type="radio"/> Male <input type="radio"/> All	Year of Birth: <input type="text" value="Select"/>	Field work location: <input type="radio"/> Glasgow <input type="radio"/> Greater Manchester <input type="radio"/> Harrow <input type="radio"/> East Anglia <input type="radio"/> All	First name (if known): <input type="text"/> Last name (if known): <input type="text"/>
--	--	--	---

Refine by type: (document results only)

- Letters
- Essays
- Miscellaneous

Figure 5: Keyword Search

This search returns a list of results in the following format (see Figure 6).

In this example, you will note that there are two tabs at the top of the page, one for Interviews and one for Documents, as you are performing a search on both. Just click the tabs to show the results for that particular type.

CMDA REF	NAME	PARTICIPANT HOME PAGE	TRANSCRIPT (PDF)	CONTEXT/SEARCHABLE AUDIO TRANSCRIPT
DP-94-012	David (Davy) Paterson	Participant Home Page	Transcript	<p>1) ... organ-- HD: With the silent films and the woman had to play, or man, or whatever it was, it was mostly a woman, according to what was on the screen, she had to keep up [laughter]-- DP: Charlie Chaplin films [all laugh]. VB: When did the-- HD: If it was sentimental, it was all mournful! LB: If it was a comic, she'd to race it [all laugh]. DP: Charlie Chaplin, aye! LB: Aw, God! HD: Ah no, there was no band playing, it was j Synced-Audio Transcript (1st Interview)</p> <p>2) ... [laughter]-- DP: Charlie Chaplin films [all laugh]. VB: When did the-- HD: If it was sentimental, it was all mournful! LB: If it was a comic, she'd to race it [all laugh]. DP: Charlie Chaplin, aye! LB: Aw, God! HD: Ah no, there was no band playing, it was just the piano. VB: Right. SI: [It would change?]. VB: Charlie, I mean, Charlie Chaplin-- SI: They were good times [laughs]. VB: [To LB] Was that one of your Synced-Audio Transcript (1st Interview)</p>

Figure 6: Participant Search - Interview Results

Interview Results

As is shown in Figure 6, results for Interviews include:

- The CMDA reference ID for the participant;
- Their name;
- A link to their home page;
- A link to the PDF version of their transcript;
- Some textual context of where the search term was found, with a link to the ‘Synced-Audio Transcript’.

Selecting the ‘Synced-Audio Transcript’ link will launch a new window with the OHMS synced-audio version of the transcript, with a list of the search terms shown on the right-hand side (see Figure 7).

Figure 7: OHMS Player showing list of search results

Document Results

As shown in Figure 8, results for Documents include:

- The CMDA reference ID for the participant;
- Their name;
- A link to a scan of their document;
- A link to a PDF transcript of their document;
- Some textual context of where the search term was found, with a link to the participant's home page.

PARTICIPANT DOCUMENTS: 3 result(s) on search term - **chaplin** -

INTERVIEWS DOCUMENTS

CMDA REF	NAME	TYPE	DOCUMENT SCAN	TRANSCRIPT (PDF)	CONTEXT
JF-95-153	John Fowler	Letter	Scan	Transcript	1) ...see for a few coppers [referring to a small amount of money]. Charlie Chaplin , Laurel and Hardy, W.C. Fields, Keystone Kops, etc etc. However in a good number of films they always had good characters, like in the Westerns they had Gabby Hayes as the ... Participant Home Page...
DR-95-169	Douglas Rendell	Essay	Scan	Transcript	2) ...e cinema through the influence of those exciting Saturday afternoons. Chaplin , Lloyd and the rest became my idols and cinema going on my own or with my parents was part of the order of things for as far back as I can remember. On at least one occasio... Participant Home Page...
					3) ...was to become a comic film star. One day in the garden, acting out my Chaplinesque fantasies in front of an imaginary camera, I took a backwood leap with feet apart on to a garden spade which was leaning against a wall - WHACK - the handle came forwa... Participant Home Page...

Figure 8: Participant Search - Document Results

1.3.1.2 Searching Memorabilia

While we could have selected Memorabilia when we searched on Chaplin, this would have returned no results, so for this example we will search on 'lili'. On the Keyword Search page, select 'Memorabilia' as the 'type'. You will see various options displayed to enable you to refine by format, such as postcards or photographs, but we want to search all memorabilia so we will not refine on this occasion.

Memorabilia Results

As is shown in Figure 9, results for a Memorabilia search include:

- The CMDA reference ID for the item of memorabilia;
- The name of the donor (linked to home page, if applicable);
- A brief description of the item;
- A link to 'Browse collection' – this launches a page where the item (or its collection, if applicable) is displayed in flipbook or slideshow format;*
- A link to a jpeg image or a PDF scan of the item shown in the thumbnail;
- A thumbnail of the item which can be clicked to launch a larger version.

*The majority of these items can also be accessed via *The Archive/Memorabilia* menu.

MEMORABILIA : 5 result(s) on search term - lili -



CMDA REF	TYPE	DONOR	NOTES	COLLECTION	SCAN	SCAN SIZE	THUMBNAIL
DH-95-034PC037	Postcard	Denis Houlston	Picturegoer Postcard Club: Lili Damita (1/3) – No. 375	Browse collection	Image/PDF Scan	350 KB	
DH-95-034PC038	Postcard	Denis Houlston	Picturegoer Postcard Club: Lili Damita (2/3) – No. C159	Browse collection	Image/PDF Scan	402 KB	

Figure 9: Memorabilia Results

1.3.2 Search by Participant Attribute

This search enables you to search on a particular attribute (such as *'Field work location'*), a combination of attributes (such as *'Year of Birth'* and *'Gender'*) or attributes can be left unselected if you would like to return links to all interviews, documents and questionnaires currently in the database (see Figure 10). The field work locations correspond to the four CCINTB locations, as described on the *CCINTB Project/Research Design* page.

As an example, if you wanted to search for all females in Glasgow, you would select the 'Glasgow' radio button under *'Field work location'* and 'Female' under *'Gender'* and then click the *'Search'* button. For our worked example, we want to view every interview, document and questionnaire available in the database, so we make no selections and just click *'Search'* (see Figure 10).

PARTICIPANT ATTRIBUTE SEARCH

This search enables you to search on a particular attribute (such as 'Location'), a combination of attributes (such as 'Year of Birth' and 'Gender') or attributes can be left unselected if you would like to return links to all interviews, documents and questionnaires currently in the database. You can also search all items of memorabilia using the [memorabilia](#) search and search the database by [keyword](#).

Fieldwork location <input type="radio"/> Glasgow <input type="radio"/> Greater Manchester <input type="radio"/> Harrow <input type="radio"/> East Anglia <input type="radio"/> All	Gender <input type="radio"/> Female <input type="radio"/> Male <input type="radio"/> All	Year of Birth: <input type="text" value="Select"/>
First name (if known) <input type="text"/>	CMDA ref (if known) <input type="text"/>	Refine by type <input type="radio"/> Questionnaires <input type="radio"/> Documents <input type="radio"/> Interviews <input type="radio"/> All
Last name (if known) <input type="text"/>	CCINTB ref (if known) <input type="text"/>	
<input type="button" value="RESET"/> <input type="button" value="SEARCH"/>		

Figure 10: Participant Attribute Search

1.3.2.1 Search Results

As with the 'Search by Keyword' results, tabs are provided at the top of the search results to enable you to move between Interviews, Documents and Questionnaires, depending on which of these three categories you selected to search.

Navigation tools are also included at the foot of the page to enable you to move through the results page by page, or to 'Show All'.

Note: If you click 'Show All', a 'Show Results 1-5' link will be displayed, enabling you to return to the paginated display.

INTERVIEWS DOCUMENTS QUESTIONNAIRES								
SEARCH RESULTS: PARTICIPANT INTERVIEWS (131 RESULT(S) RETURNED)								
CMDA REF	CCINTB REF	NAME	YOB	M/F	LOCATION OF MEMORIES	SYNCED AUDIO TRANSCRIPT	TRANSCRIPT (PDF)	SUMMARY
TA-95-013	95-13c	Tommy Adams	1920	M	Glasgow	1st interview	Transcript	In their first interview, Glenwood Lodge residents share their early cinemagoing memories, citing the names and locations of the many Glasgow cinemas --particularly in Partick, Govan, Burnside, and Rutherglen--that they remember. The conversation moves on to silent films, ticket prices, and queueing. They debate preferences in films and stars, and agree that American films were better than British ones. They chose which films to go to by looking in the newspapers, they say, or by noting the length of cinema queues. Participant Home Page...
						2nd interview	Transcript	The second Glenwood Lodge interview opens with residents discussing the various jobs they had done throughout their working lives. Perusal of film annuals and photos of film personalities then prompts discussion of stars (over fifty are named in the course of the interview) and films, as well as other youthful pastimes, dancing in particular. Participant Home Page...

Figure 11: Participant Attribute Search Results

Interview Results

As can be seen in Figure 11, we have the tabs at the top to enable us to move between Interviews, Documents and Questionnaires, as well as columns for the following information:

- CMDA reference ID for the interviewee;
- CCINTB reference ID for the interviewee;
- Name of interviewee;
- Year of Birth;
- Gender;
- Location of Memories;
- Link to OHMS synced-audio version of the transcript;
- Link to PDF version of transcript;
- Summary of interview and link to interviewee’s home page.

Results of certain columns can be *sorted alphabetically* by clicking on the column headers, for example, clicking ‘YOB’ to sort by *Year of Birth*, or ‘CCINTB Ref’ if you’re trying to track down an interview that’s been mentioned in a pre-CMDA publication (particularly useful if you’re showing all results rather than paginated results).

Document Results

A search on Documents returns ten columns with the following information:

- CMDA reference ID for the interviewee;

- CCINTB reference ID for the interviewee;
- Name of interviewee;
- Year of Birth;
- Gender;
- Location of Memories;
- Type (for example letter or essay);
- Link to PDF scan of document (either of a single jpeg or combined series of jpegs where multipage);
- Link to PDF transcript of document;
- Summary of document and link to participant's home page.

As before, clicking on certain column headers will sort the results alphabetically.

Questionnaire Results

Searching the Questionnaires returns eight columns providing the following information:

- CMDA reference ID for the respondent;
- CCINTB reference ID for the respondent;
- Name of respondent;
- Year of Birth;
- Gender;
- Location of Memories;*
- Type (for example, Postal questionnaire, Tarzan questionnaire);
- Link to PDF scan of questionnaire (either of a single jpeg or combined series of jpegs where multipage);
- Notes on questionnaire and link to participant's home page (where applicable).

**While some questionnaires correspond to the four field work locations, questionnaires were received from various locations across the British Isles. Results for location will therefore be displayed in the format [county/town] where required, to facilitate a more useful column sort.*

This guide was developed by Julia McDowell, Senior Research Associate CMDA Project (March 2022)

Queries or feedback on using the website can be sent to cmda@lancaster.ac.uk

Appendix 1: Site Structure

About	CCINTB Project	The Archive	Search the Archive	Outputs & Outreach	News & Blog
Project Team <i>Acknowledgements</i> Steering Groups Artists in Residence Project Funders Using this site <i>Copyright, Permissions and Reuse of Material</i> <i>Citation Referencing Guide</i> <i>User Guide</i>	Research Design CCINTB Timeline	CCINTB's Questionnaires CCINTB's Documents CCINTB's Interviews CCINTB's Places <i>Glasgow</i> <ul style="list-style-type: none">Glasgow Audio Works <i>Greater Manchester</i> <i>Bolton</i> <ul style="list-style-type: none">Map of Bolton CinemasBolton Audio WorksBolton Event <i>East Anglia</i> <i>Harrow</i> Memorabilia <i>Film Fan Collectibles</i> <ul style="list-style-type: none">Picturegoer Postcard CollectionGolden AlbumsPlayers Cigarette Cards AlbumMarie Antoinette Birthday CardDeanna Durbin Dress-up Doll <i>Film Fan Creations</i> <ul style="list-style-type: none">ScrapbooksPhotographsDiaries and Journals <i>Memory Work Creations</i> <ul style="list-style-type: none">ArtworkEssays and Writings <i>Personal Items</i> <ul style="list-style-type: none">Signed Star PhotographsPersonal Photographs	Search by Keyword Search by Participant Attribute Search Memorabilia		