


Pure User Guide: Linking Equipment

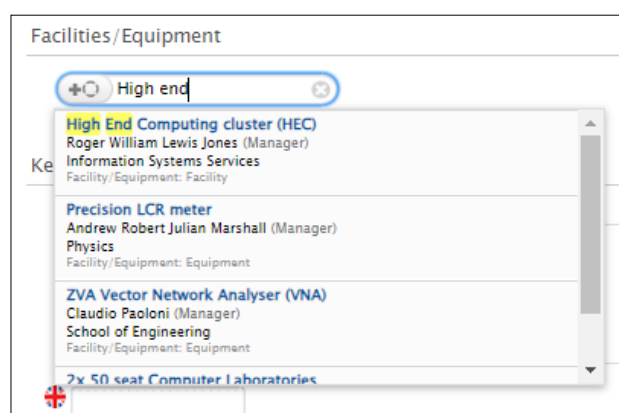
It is important for staff to link projects and outputs to notable pieces of equipment used at Lancaster University.

To link equipment, create/open the research output or Project record.

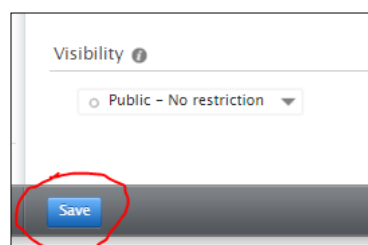
1. Scroll down to the “Relations” section:
2. Click on the add icon:



3. Type in the name of the equipment:



4. Click “Save”



This user guide is in addition to the videos and detailed help sections on [Pure Support](#).

If you find any wrong or incomplete information in this guide do alert us so that we can update it. Please contact rso-systems@lancs.ac.uk.